



## NOTICE OF PUBLIC TELECONFERENCE MEETING

### **LATC MEMBERS**

Jon S. Wreschinsky, Chair  
Pamela S. Brief, Vice Chair  
Andrew C. N. Bowden  
Susan M. Landry  
Patricia M. Trauth

**November 17, 2023**

**Action may be  
taken on any  
item listed on  
the agenda.**

**The Landscape Architects Technical Committee (LATC or Committee) will  
meet by teleconference at**

**10:00 a.m., on Friday, November 17, 2023**

**NOTE: Pursuant to Government Code section 11133, this meeting will be  
held by teleconference with no physical public locations.**

### **Information to Register/Join Meeting for Members of the Public via WebEx:**

To access the WebEx event, attendees will need to click the following link. Instructions to connect to the meeting can be found at the end of this agenda.

<https://dca-meetings.webex.com/dca-meetings/j.php?MTID=ma2f29d9840d405425a5b54ffce93c7fe>

#### *If joining using the link above*

Webinar number: 2495 714 8761

Webinar password: LATC1117

#### *If joining by phone:* 1-415-655-0001 US Toll

Access code: 2495 714 8761

Passcode: 52821117

Members of the public may, but are not obligated to, provide their names or personal information as a condition of observing or participating in the meeting. When signing into the WebEx platform, participants may be asked for their name and email address. Participants who choose not to provide their names will be required to provide a unique identifier, such as their initials or another alternative, so that the meeting moderator can identify individuals who wish to make a public comment. Participants who choose not to provide their email address may utilize a fictitious email address in the following sample format: XXXXX@mailinator.com

*(Continued)*

Due to potential technical difficulties, please consider submitting written comments by November 13, 2023, to [latc@dca.ca.gov](mailto:latc@dca.ca.gov) for consideration.

## **AGENDA**

**10:00 a.m. to 2:00 p.m.**  
(or until completion of business)

### **ACTION MAY BE TAKEN ON ANY ITEM LISTED ON THIS AGENDA.**

- A. Call to Order / Roll Call / Establishment of a Quorum
- B. Chair's Procedural Remarks and Committee Member Introductory Comments
- C. Public Comment on Items Not on the Agenda

The Committee may not discuss or act on any item raised during this public comment section, except to decide whether to refer the item to the Committee's next Strategic Planning session and/or place the matter on the agenda of a future meeting (Government Code sections 11125 and 11125.7(a)).

- D. Update on the Department of Consumer Affairs (DCA)
- E. Budget Update from DCA Budget Office, Harmony DeFilippo, Budget Manager
- F. Review and Possible Action on August 11, 2023, LATC Meeting Minutes
- G. Legislation Update
  - 1. AB 342 (Valencia) Architects and Real Estate Appraisers: Applicants and Licensees: Demographic Information
  - 2. SB 372 (Menjivar) Department of Consumer Affairs: Licensee and Registrant Records: Name and Gender Changes
  - 3. SB 544 (Laird) Bagley-Keene Open Meeting Act: Teleconferencing
  - 4. SB 816 (Roth) Professions and Vocations
- H. Executive Officer's Report – Update on Board's Administration / Management, Examination, Licensing, and Enforcement Programs

- I. Discuss and Possible Action on 2022-2024 Strategic Plan Objectives to:
  - 1. Work with the American Society of Landscape Architects (ASLA) and Other License Advocates to Address Concerns Regarding Licensed Versus Unlicensed Professionals to Educate and Protect Consumers
  - 2. Research the Economic and Consumer Protection Impact of Re-Establishing the Landscape Architects Board or Establishing a Merged Board with the California Architects Board to Provide Better Representation, Strengthen the Distinction Between the Two Entities, and Increase Efficiency
- J. Election of 2024 Committee Officers
- K. Review and Discuss LATC's Draft Sunset Review Report
- L. Review of Future Committee Meeting Dates
- M. Closing Comments
- N. Adjournment

Action may be taken on any item on the agenda. The time and order of agenda items are subject to change at the discretion of the Committee Chair and may be taken out of order. The meeting will be adjourned upon completion of the agenda, which may be at a time earlier or later than posted in this notice. In accordance with the Bagley-Keene Open Meeting Act, all meetings of the Committee are open to the public.

FOR OBSERVATION ONLY: WEBCAST: The LATC plans to webcast this meeting on the Department of Consumer Affairs' website at <https://thedcapage.blog/webcasts> Using the Webcast link will allow only for observation with closed captioning. Webcast availability cannot, however, be guaranteed due to resource limitations or technical difficulties. The meeting will not be cancelled if Webcast is unavailable. If you wish to participate, please plan to participate via the WebEx option listed above.

Government Code section 11125.7 provides the opportunity for the public to address each agenda item during discussion or consideration by the Committee prior to taking any action on said item. Members of the public will be provided appropriate opportunities to comment on any issue before the Committee, but the Committee Chair may, at their discretion, apportion available time among those who wish to speak. Individuals may appear before the Committee to discuss items not on the agenda; however, the Committee can neither discuss nor take official action on these items at the time of the same meeting (Government Code sections 11125 and 11125.7(a)).

The meeting is accessible to the disabled. A person who needs a disability-related accommodation or modification to participate in the meeting may make a request by contacting:

**Person:** Kourtney Fontes  
**Telephone:** (916) 575-7230

**Email:** [Kourtney.Fontes@dca.ca.gov](mailto:Kourtney.Fontes@dca.ca.gov)

**Telecommunication Relay Service:** Dial 711

**Mailing Address:**

Landscape Architects Technical Committee  
2420 Del Paso Road, Suite 105

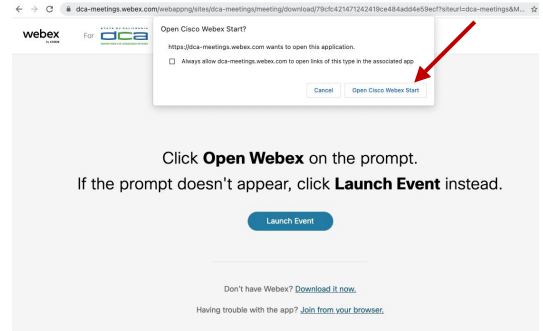
Sacramento, CA 95834

Providing your request at least five (5) business days before the meeting will help to ensure availability of the requested accommodation.

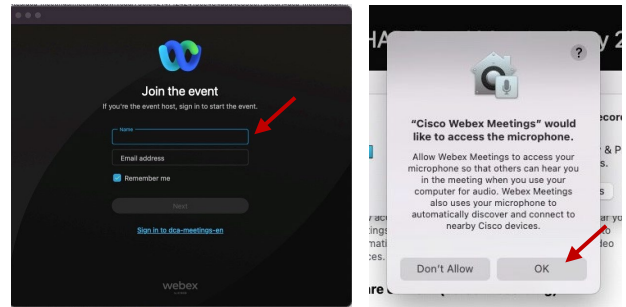
***Protection of the public shall be the highest priority for the Committee in exercising its licensing, regulatory, and disciplinary functions. Whenever the protection of the public is inconsistent with other interests sought to be promoted, the protection of the public shall be paramount (Business and Professions Code section 5620.1).***

## If joining using the meeting link

- 1 Click on the meeting link. This can be found in the meeting notice you received.
- 2 If you have not previously used Webex on your device, your web browser may ask if you want to open Webex. Click "Open Cisco Webex Start" or "Open Webex", whichever option is presented. DO NOT click "Join from your browser", as you will not be able to participate during the meeting.



- 3 Enter your name and email address\*. Click "Join as a guest". Accept any request for permission to use your microphone and/or camera.

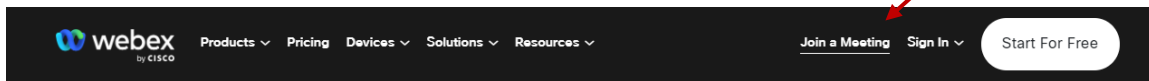


\* Members of the public are not obligated to provide their name or personal information and may provide a unique identifier such as their initials or another alternative, and a fictitious email address like in the following sample format: XXXXX@mailinator.com.

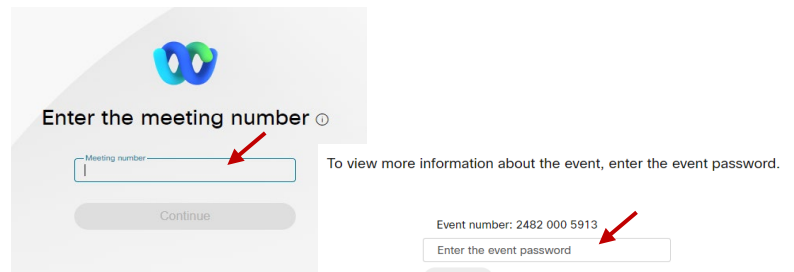
OR

## If joining from Webex.com

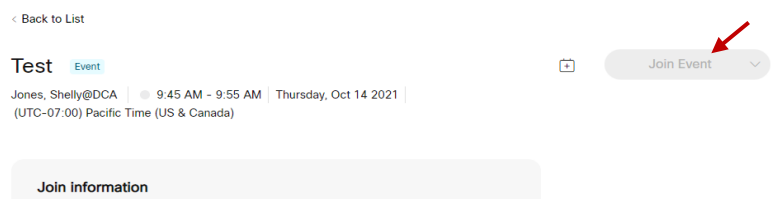
- 1 Click on "Join a Meeting" at the top of the Webex window.



- 2 Enter the meeting/event number and click "Continue". Enter the event password and click "OK". This can be found in the meeting notice you received.



- 3 The meeting information will be displayed. Click "Join Event".



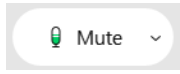
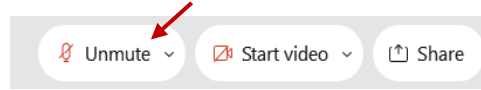
OR

## Connect via telephone\*:

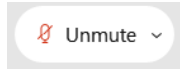
You may also join the meeting by calling in using the phone number, access code, and passcode provided in the meeting notice.

### Microphone

Microphone control (mute/unmute button) is located on the command row.

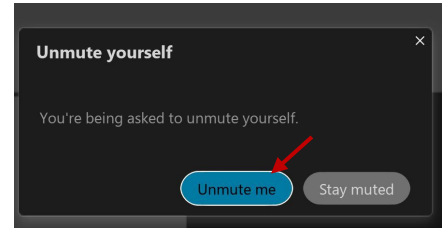


Green microphone = Unmuted: People in the meeting can hear you.



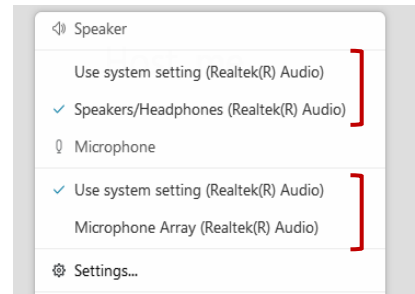
Red microphone = Muted: No one in the meeting can hear you.

*Note: Only panelists can mute/unmute their own microphones. Attendees will remain muted unless the moderator enables their microphone at which time the attendee will be provided the ability to unmute their microphone by clicking on "Unmute Me".*



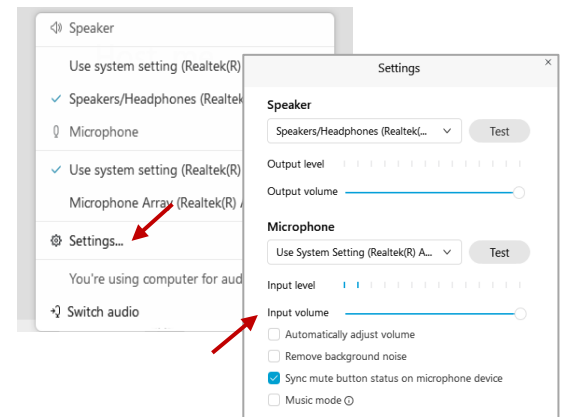
### If you cannot hear or be heard

- 1 Click on the bottom facing arrow located on the Mute/Unmute button.
- 2 From the pop-up window, select a different:
  - Microphone option if participants can't hear you.
  - Speaker option if you can't hear participants.



### If your microphone volume is too low or too high

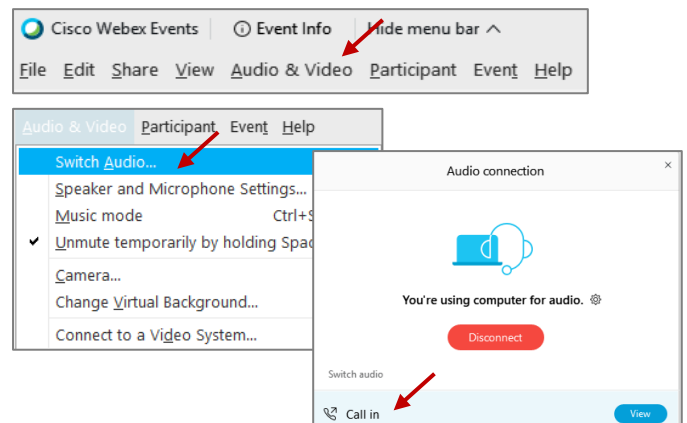
- 1 Locate the command row – click on the bottom facing arrow located on the Mute/Unmute button.
- 2 From the pop-up window:
  - Click on "Settings...":
  - Drag the "Input Volume" located under microphone settings to adjust your volume.



### Audio Connectivity Issues

If you are connected by computer or tablet and you have audio issues or no microphone/speakers, you can link your phone through Webex. Your phone will then become your audio source during the meeting.

- 1 Click on "Audio & Video" from the menu bar.
- 2 Select "Switch Audio" from the drop-down menu.
- 3 Select the "Call In" option and following the directions.



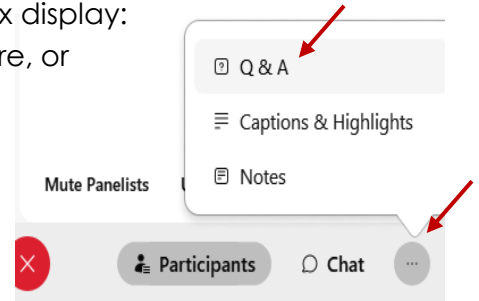

The question-and-answer (Q&A) and hand raise features are utilized for public comments.

*NOTE: This feature is not accessible to those joining the meeting via telephone.*

### Q&A Feature

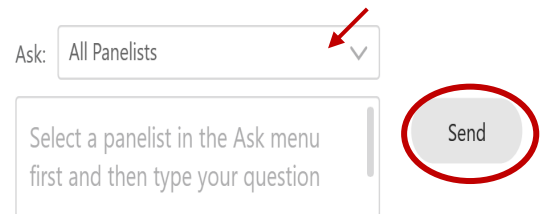
1 Access the Q&A panel at the bottom right of the Webex display:

- Click on the icon that looks like a “?” inside of a square, or
- Click on the 3 dots and select “Q&A”.



2 In the text box:

- Select “All Panelists” in the dropdown menu,
- Type your question/comment into the text box, and
- Click “Send”.



OR

### Hand Raise Feature

- 1
- Hovering over your own name.
  - Clicking the hand icon that appears next to your name.
  - Repeat this process to lower your hand.

If connected via telephone:

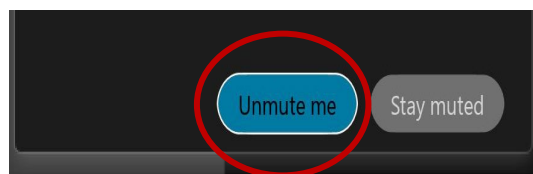
- Utilize the raise hand feature by pressing \*3 to raise your hand.
- Repeat this process to lower your hand.

### Unmuting Your Microphone



The moderator will call you by name and indicate a request has been sent to unmute your microphone. Upon hearing this prompt:

- Click the **Unmute me** button on the pop-up box that appears.

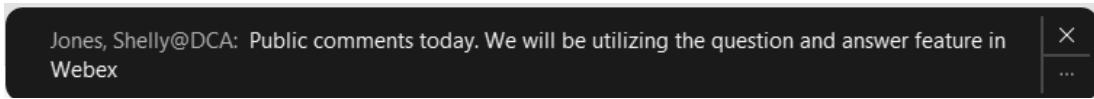


OR

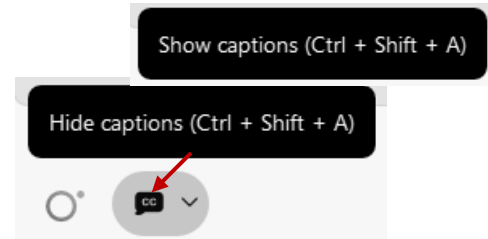
If connected via telephone:

- Press \*3 to unmute your microphone.

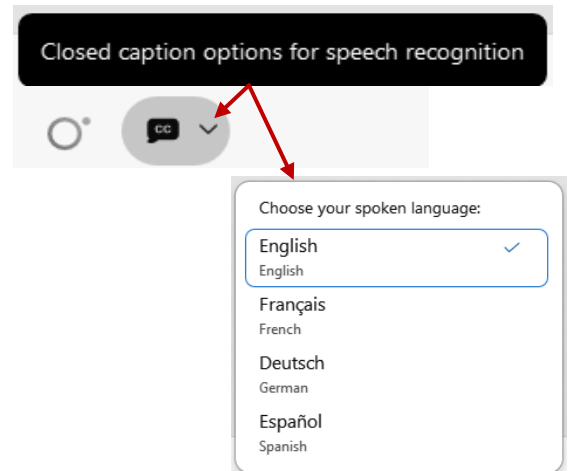
Webex provides real-time closed captioning displayed in a dialog box on your screen. The captioning box can be moved by clicking on the box and dragging it to another location on your screen.



The closed captioning can be hidden from view by clicking on the closed captioning icon. You can repeat this action to unhide the dialog box.



You can select the language to be displayed by clicking the drop-down arrow next to the closed captioning icon.



You can view the closed captioning dialog box with a light or dark background or change the font size by clicking the 3 dots on the right side of the dialog box.

