



**NOTICE OF MEETING
Landscape Architects Technical Committee**

LATC MEMBERS

Jon S. Wreschinsky, Chair
Pamela S. Brief, Vice Chair
Andrew C. N. Bowden
Susan M. Landry
Patricia M. Trauth

April 21, 2023

**Department of Consumer Affairs
1625 North Market Blvd.
First Floor Hearing Room
Sacramento, CA 95834**

***Action may be
taken on any
item listed on
the agenda.***

The Landscape Architects Technical Committee (LATC or Committee) will hold a meeting as noted above.

Teleconference Information to Register/Join Meeting for Members of the Public via WebEx: To access the WebEx event, attendees will need to click the following link and enter their first name, last name, and email. Instructions to connect to the meeting can be found at the end of this agenda.

<https://dca-meetings.webex.com/dca-meetings/j.php?MTID=m6e4ef7db803c7c9fa87447fbfc6694df>

Members of the public may, but are not obligated to, provide their names or personal information as a condition of observing or participating in the meeting. When signing into the WebEx platform, participants may be asked for their name and email address. Participants who choose not to provide their names will be required to provide a unique identifier, such as their initials or another alternative, so that the meeting moderator can identify individuals who wish to make a public comment. Participants who choose not to provide their email address may utilize a fictitious email address in the following sample format: XXXXX@mailinator.com

AGENDA

10:30 a.m. to 5 p.m.
(or until completion of business)

Action may be taken on any item listed below.

- A. Call to Order – Roll Call – Establishment of a Quorum
- B. Chair’s Procedural Remarks and Committee Member Introductory Comments

(Continued)

- C. Public Comment on Items Not on the Agenda
The Committee may not discuss or take action on any item raised during this public comment section, except to decide whether to refer the item to the Committee's next Strategic Planning session and/or place the matter on the agenda of a future meeting (Government Code sections 11125 and 11125.7(a)).
- D. Update from the Department of Consumer Affairs (DCA) – Board and Bureau Relations, DCA
- E. Review and Possible Action on November 4, 2022, LATC Meeting Minutes
- F. Program Manager's Report – Update on Committee's Administrative/Management, Examination, Licensing, and Enforcement Programs
- G. Review and Discuss 2023 Legislation
 - 1. Assembly Bill (AB) 342 (Valencia) Architects and Real Estate Appraisers: Applicants and Licensees: Demographic Information
 - 2. Senate Bill (SB) 372 (Menjivar) Department of Consumer Affairs: Licensee and Registrant Records: Name and Gender Changes
 - 3. SB 544 (Laird) Bagley-Keene Open Meeting Act: Teleconferencing
- H. Discuss and Possible Action on 2022-2024 Strategic Plan Objectives to:
 - 1. Conduct a Review of the Landscape Architect Registration Examination (LARE) and Linkage Study to Determine Areas Not Covered in the LARE that Need to be Covered in the California Supplemental Exam (CSE) to Ensure the CSE Reflects the Content that is Unique to California
 - 2. Identify and Analyze the Causes of Low Pass Rates Among California Exam Candidates in Comparison to National Pass Rates to Determine Areas of Concern and Develop a Plan of Action to Decrease Deficiencies
 - 3. Research the Economic and Consumer Protection Impact of Re-Establishing the Landscape Architects Board or Establishing a Merged Board with the California Architects Board to Provide Better Representation, Strengthen the Distinction Between the Two Entities, and Increase Efficiency
- I. Presentation on American Society of Landscape Architects Diversity x Landscape Architecture Program
- J. Review of Future Committee Meeting Dates
- K. Closing Comments
- L. Adjournment

Action may be taken on any item on the agenda. The time and order of agenda items are subject to change at the discretion of the Committee Chair and may be taken out of order. The meeting will be adjourned upon completion of the agenda, which may be at a

time earlier or later than posted in this notice. In accordance with the Bagley-Keene Open Meeting Act, all meetings of the Committee are open to the public.

The LATC plans to webcast this meeting, provided there are no unforeseen technical difficulties or limitations. To view the webcast, please visit thedcapage.wordpress.com/webcasts/. The meeting will not be cancelled if webcast is not available.

Government Code section 11125.7 provides the opportunity for the public to address each agenda item during discussion or consideration by the Committee prior to taking any action on said item. Members of the public will be provided appropriate opportunities to comment on any issue before the Committee, but the Committee Chair may, at their discretion, apportion available time among those who wish to speak. Individuals may appear before the Committee to discuss items not on the agenda; however, the Committee can neither discuss nor take official action on these items at the time of the same meeting (Government Code sections 11125 and 11125.7(a)).

The meeting is accessible to the disabled. A person who needs a disability-related accommodation or modification to participate in the meeting may make a request by contacting:

Person: Kourtney Nation

Telephone: (916) 575-7230

Email: Kourtney.Nation@dca.ca.gov

Telecommunication Relay Service: Dial 711

Mailing Address:

Landscape Architects Technical Committee

2420 Del Paso Road, Suite 105

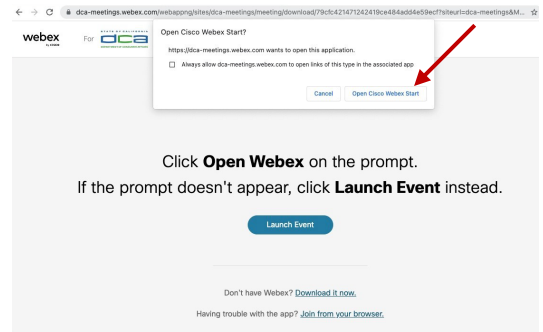
Sacramento, CA 95834

Providing your request at least five (5) business days before the meeting will help to ensure availability of the requested accommodation.

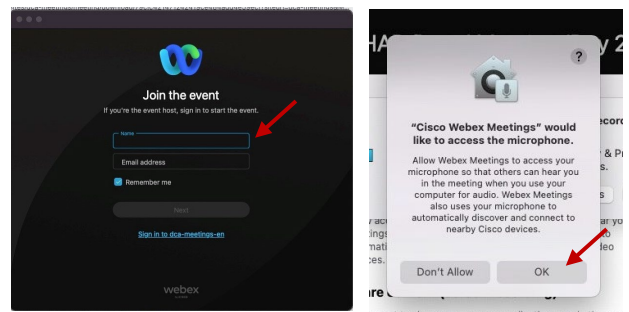
Protection of the public shall be the highest priority for the Committee in exercising its licensing, regulatory, and disciplinary functions. Whenever the protection of the public is inconsistent with other interests sought to be promoted, the protection of the public shall be paramount (Business and Professions Code section 5620.1).

If joining using the meeting link

- 1 Click on the meeting link. This can be found in the meeting notice you received.
- 2 If you have not previously used Webex on your device, your web browser may ask if you want to open Webex. Click "Open Cisco Webex Start" or "Open Webex", whichever option is presented. DO NOT click "Join from your browser", as you will not be able to participate during the meeting.



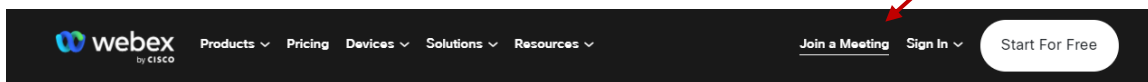
- 3 Enter your name and email address. Click "Join as a guest". Accept any request for permission to use your microphone and/or camera.



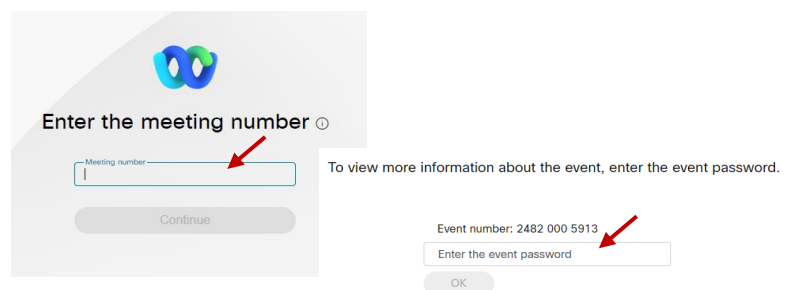
OR

If joining from Webex.com

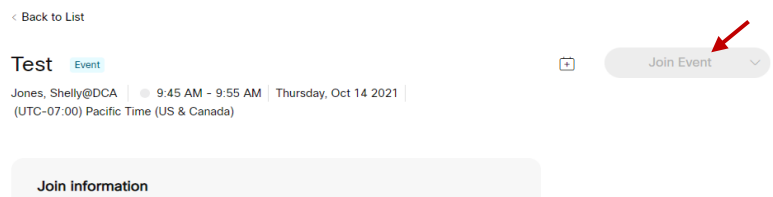
- 1 Click on "Join a Meeting" at the top of the Webex window.



- 2 Enter the meeting/event number and click "Continue". Enter the event password and click "OK". This can be found in the meeting notice you received.



- 3 The meeting information will be displayed. Click "Join Event".



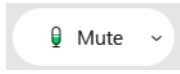
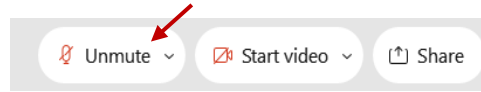
OR

Connect via telephone*:

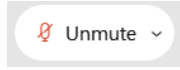
You may also join the meeting by calling in using the phone number, access code, and passcode provided in the meeting notice.

Microphone

Microphone control (mute/unmute button) is located on the command row.

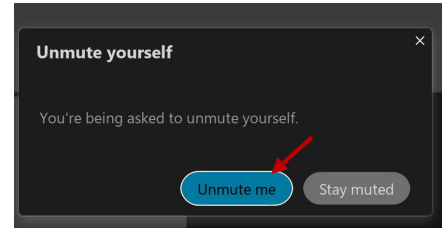


Green microphone = Unmuted: People in the meeting can hear you.



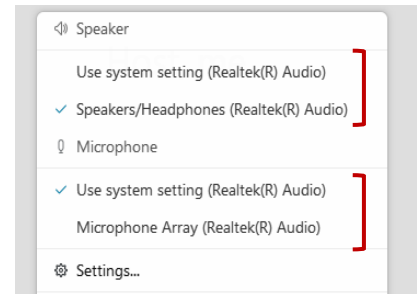
Red microphone = Muted: No one in the meeting can hear you.

Note: Only panelists can mute/unmute their own microphones. Attendees will remain muted unless the moderator enables their microphone at which time the attendee will be provided the ability to unmute their microphone by clicking on "Unmute Me".



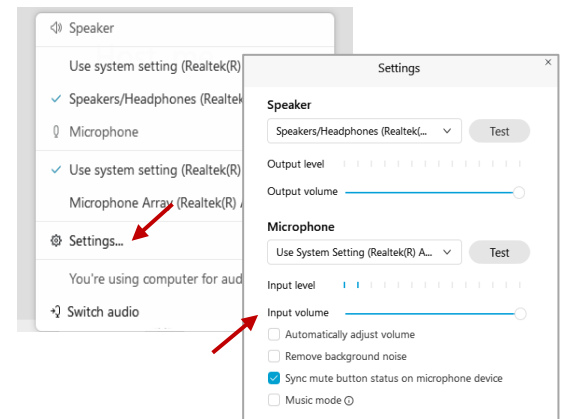
If you cannot hear or be heard

- 1 Click on the bottom facing arrow located on the Mute/Unmute button.
- 2 From the pop-up window, select a different:
 - Microphone option if participants can't hear you.
 - Speaker option if you can't hear participants.



If your microphone volume is too low or too high

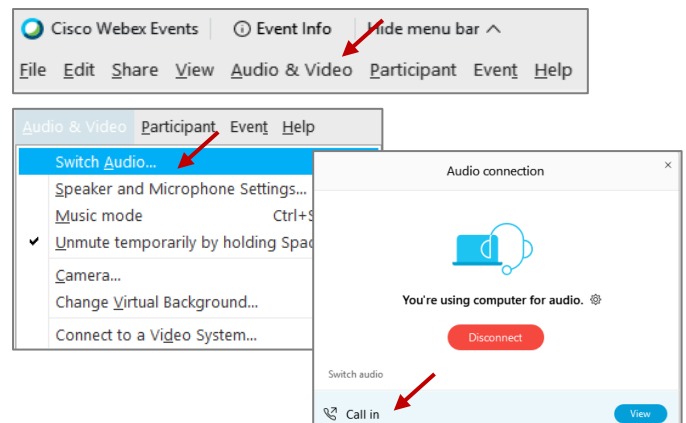
- 1 Locate the command row – click on the bottom facing arrow located on the Mute/Unmute button.
- 2 From the pop-up window:
 - Click on "Settings...":
 - Drag the "Input Volume" located under microphone settings to adjust your volume.



Audio Connectivity Issues

If you are connected by computer or tablet and you have audio issues or no microphone/speakers, you can link your phone through Webex. Your phone will then become your audio source during the meeting.

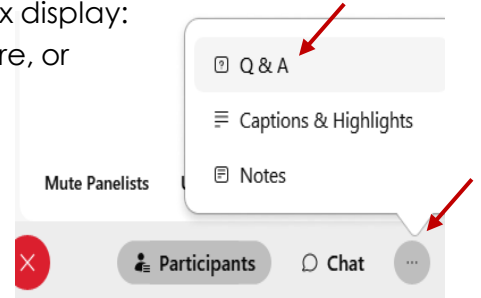
- 1 Click on "Audio & Video" from the menu bar.
- 2 Select "Switch Audio" from the drop-down menu.
- 3 Select the "Call In" option and following the directions.



The question-and-answer feature (Q&A) is utilized for questions or comments. Upon direction of the meeting facilitator, the moderator will open the Q&A panel for meeting participants to submit questions or comments. *NOTE: This feature is not accessible to those joining the meeting via telephone.*

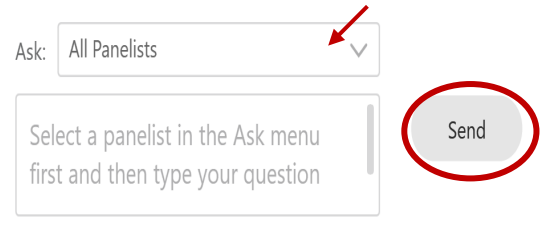
1 Access the Q&A panel at the bottom right of the Webex display:

- Click on the icon that looks like a “?” inside of a square, or
- Click on the 3 dots and select “Q&A”.



2 In the text box:

- Select “All Panelists” in the dropdown menu,
- Type your question/comment into the text box, and
- Click “Send”.



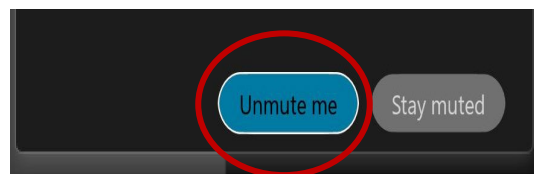
OR

If connected via telephone:

- Utilize the raise hand feature by pressing *6 to raise your hand.
- Repeat this process to lower your hand.

3 The moderator will call you by name and indicate a request has been sent to unmute your microphone. Upon hearing this prompt:

- Click the **Unmute me** button on the pop-up box that appears.

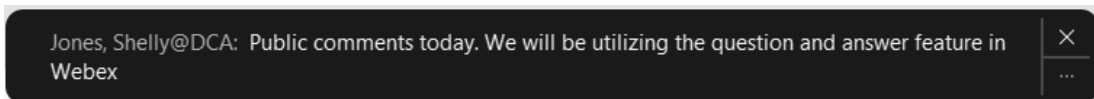


OR

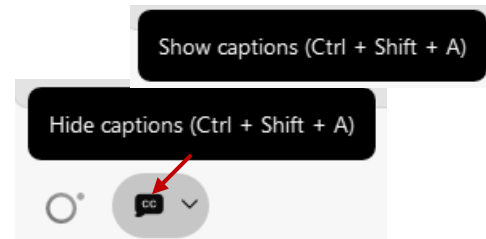
If connected via telephone:

- Press *3 to unmute your microphone.

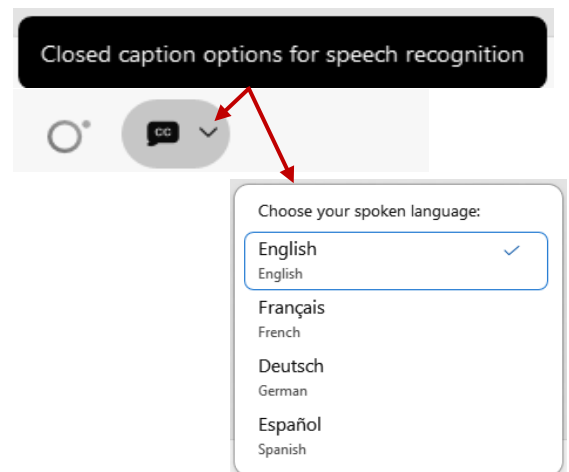
Webex provides real-time closed captioning displayed in a dialog box on your screen. The captioning box can be moved by clicking on the box and dragging it to another location on your screen.



The closed captioning can be hidden from view by clicking on the closed captioning icon. You can repeat this action to unhide the dialog box.



You can select the language to be displayed by clicking the drop-down arrow next to the closed captioning icon.



You can view the closed captioning dialog box with a light or dark background or change the font size by clicking the 3 dots on the right side of the dialog box.

